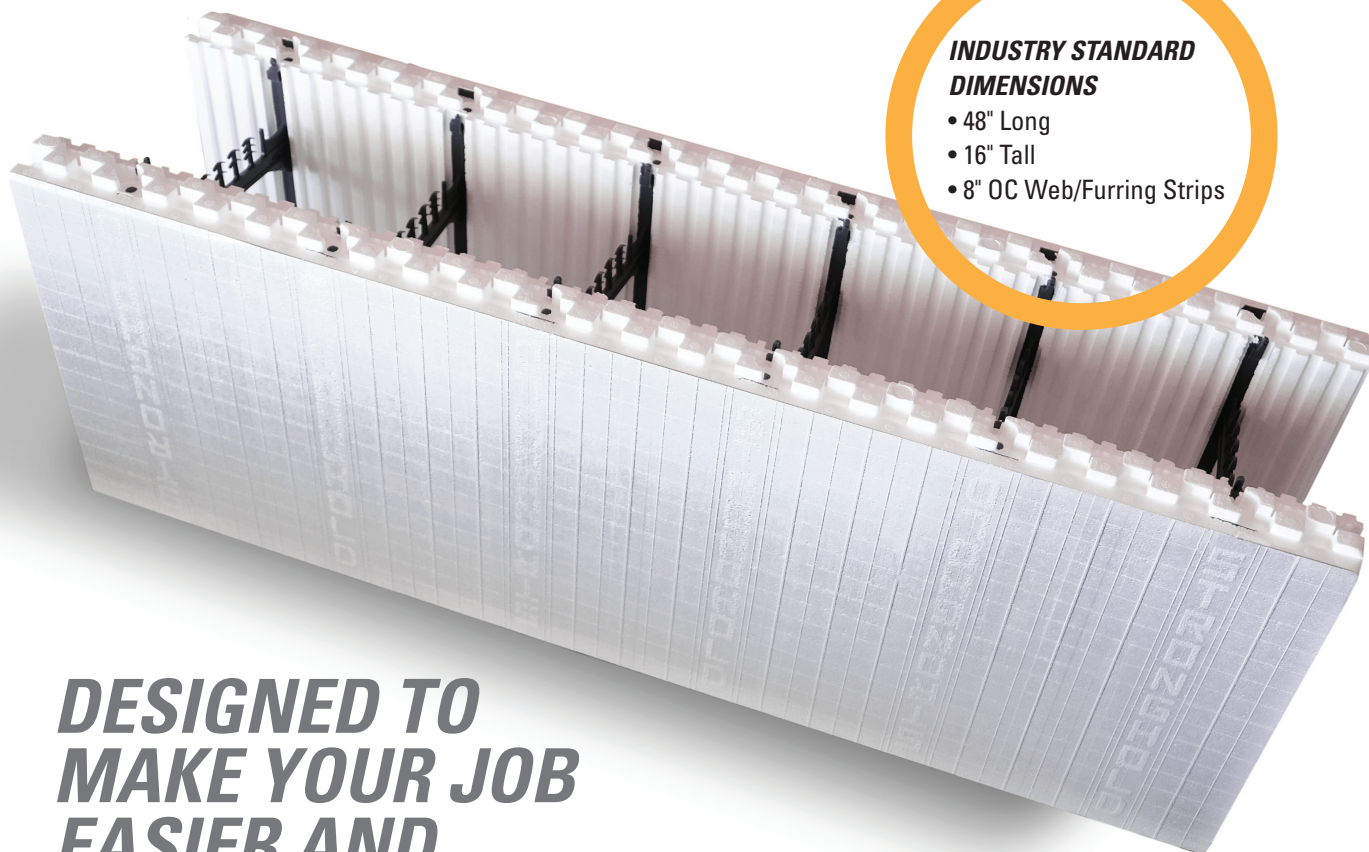




STRONGHOLDICF.COM

STRONGHOLDICF.COM

**PRODUCT AND
TECHNICAL
OVERVIEW**



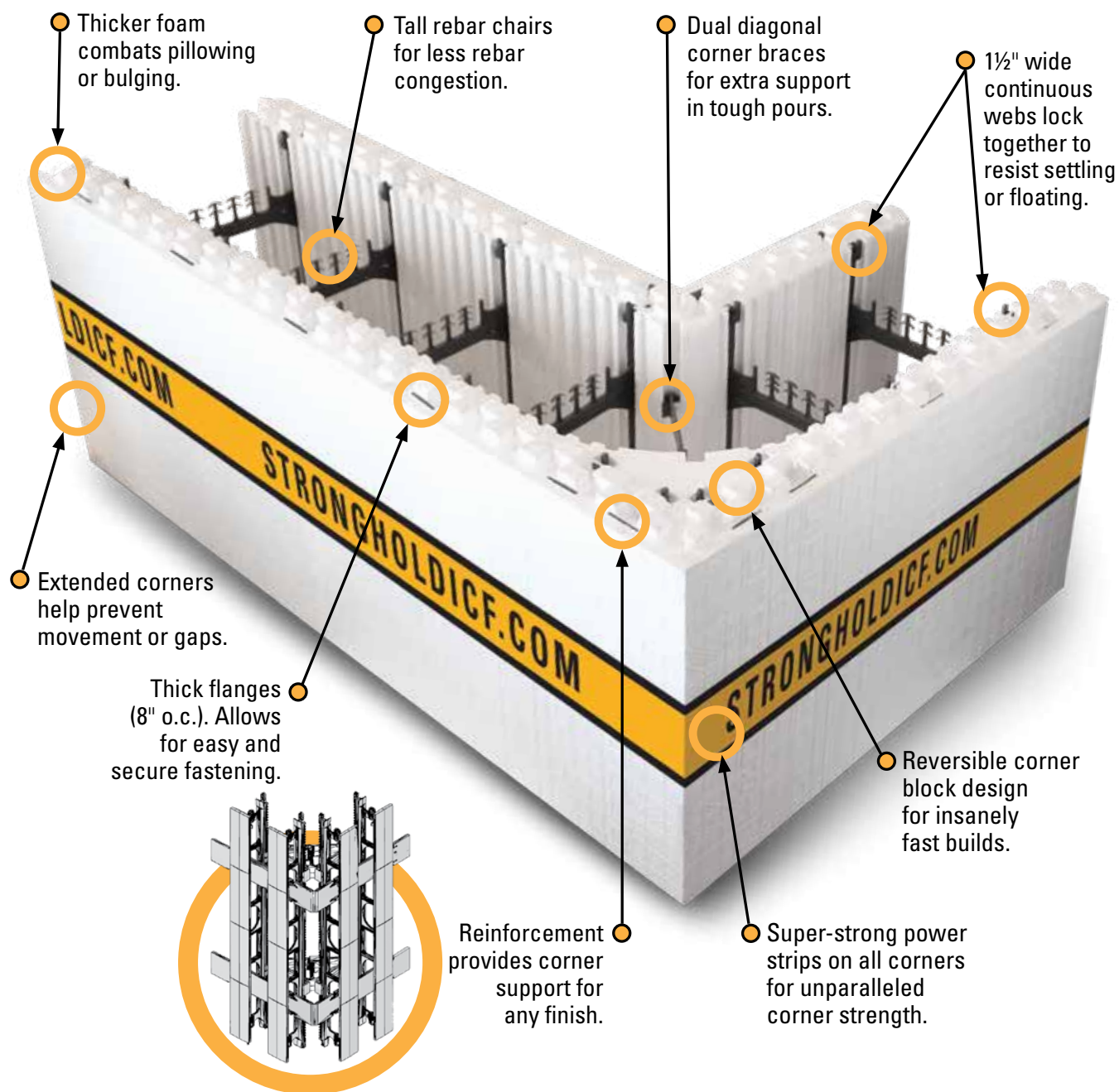
**INDUSTRY STANDARD
DIMENSIONS**

- 48" Long
- 16" Tall
- 8" OC Web/Furring Strips

***DESIGNED TO
MAKE YOUR JOB
EASIER AND
LESS STRESSFUL***

- Vertical locking webs keep blocks locked together.
- Standard 2.75" (70 mm) foam panel wall assembly provides up to R-Value of 24.
- Reversible interlock equals less waste.
- No left or right corners to track.
- Horizontal and vertical cut lines make cutting easier.
- Tall rebar holders allow for stacked contact splicing.

DESIGNED TO BUILD STRAIGHT, TROUBLE FREE WALLS

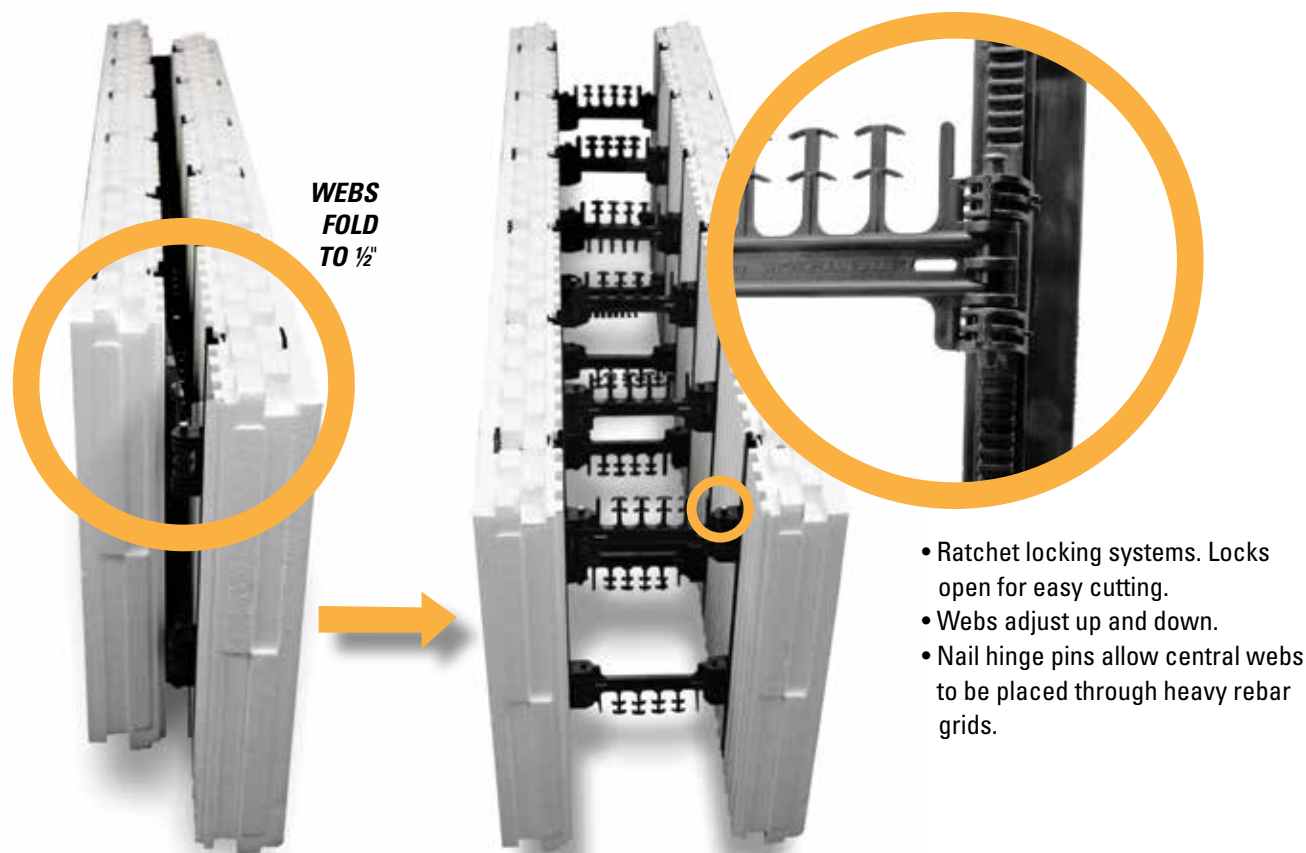


REDUCE YOUR COSTS AND YOUR STRESS



*Contractors are expected to make things work even with products that have deficiencies. **Stronghold fixes deficiencies so you don't have to.***

- Strongest corners in the industry. Internal and external built-in support.
- Built in web locks that lock the courses together for straighter walls—eliminating the requirement for vertical wires or ties.
- No wall truss wire straighteners required to keep walls straight.
- Full height webs that touch plastic to plastic to stop irritating settling of walls during concrete pours.




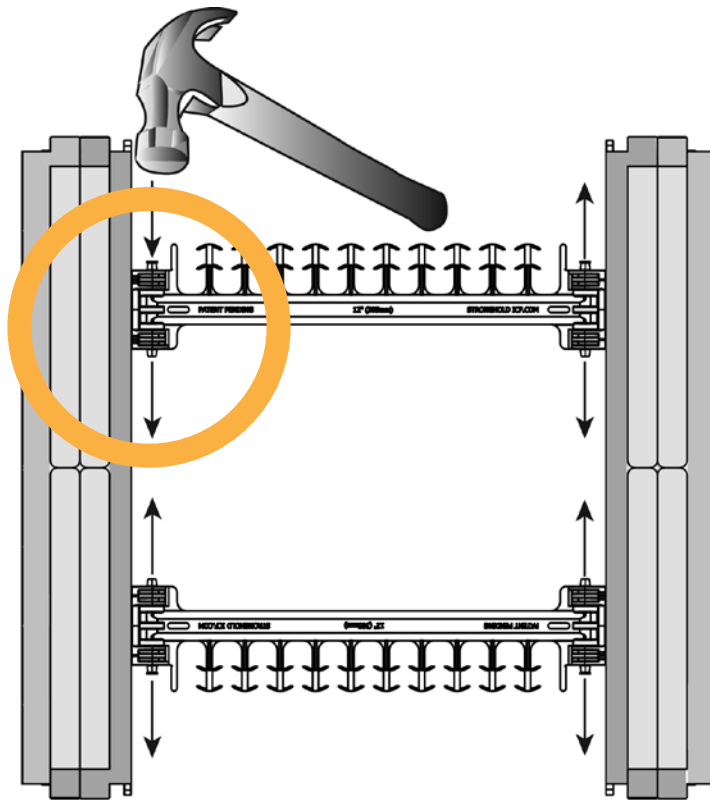
- Ratchet locking systems. Locks open for easy cutting.
- Webs adjust up and down.
- Nail hinge pins allow central webs to be placed through heavy rebar grids.

PREMIUM FOLDABLE BLOCKS

*Stronghold developed foldable blocks because that's what contractors want. **Stronghold fixes deficiencies so you don't have to.***

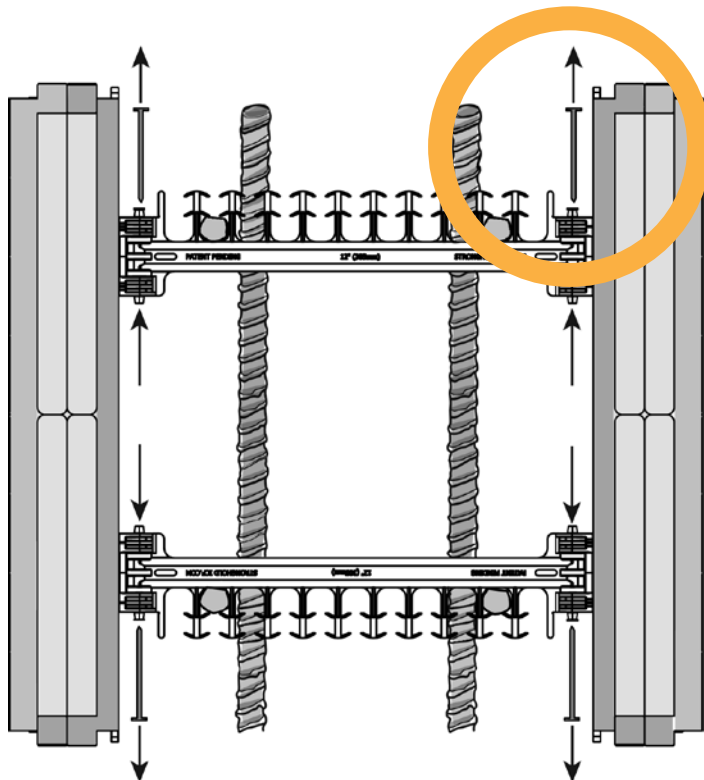
- Easy to adjust height of center webs.
- Foldable block(s) means more per truck load.
- Removable nail hinge pins allow for the adjustment of central webs for placement through heavy rebar grids.





ADJUSTABLE CENTER WEBS

- With a hammer, webs can be moved up or down in 2" increments and then locked.




ADAPTABLE CENTER WEBS

- Stronghold can adapt to fit your specific project. No matter where your rebar is positioned, webs can be removed and inserted through heavy rebar mats.

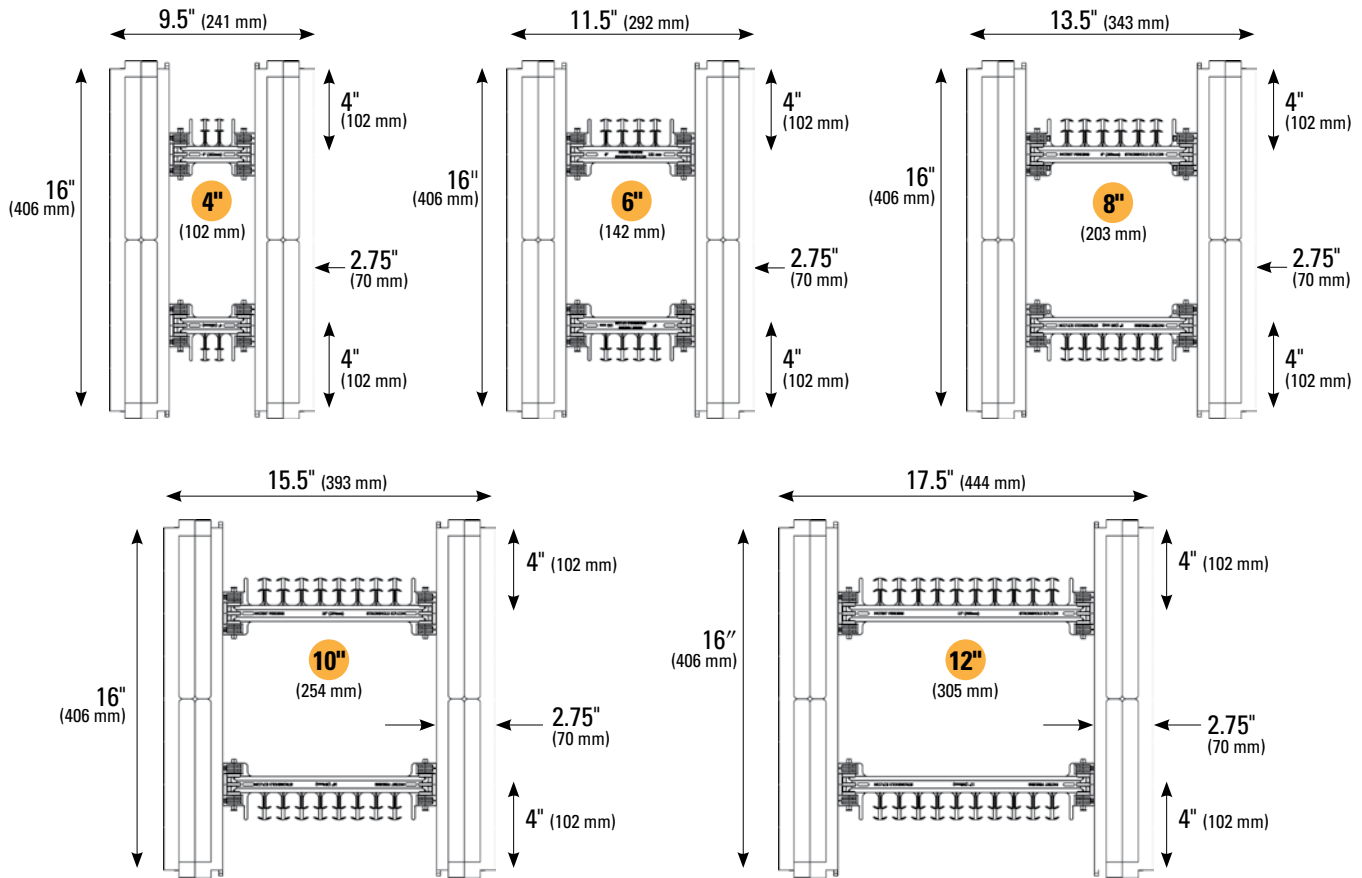
STRONGHOLD BLOCKS IN THE SIZE AND SHAPES MOST NEEDED

DESIGNED BY ARCHITECTS AND CONTRACTORS TO MEET YOUR NEEDS.

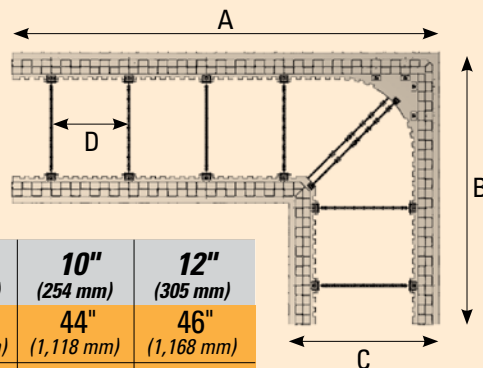
1. Straight Blocks (16" tall)
Fixed (FX) available in 6" and 8"
Folding (KD) available in 4"–12"
2. Straight ½ Height Blocks (8" tall)
Folding (KD) available in 4"–12"
3. Straight ¾ Height Blocks (12" tall)
Folding (KD) available in 4"–12"
4. 4" Height Adjuster Blocks (with or without center webs) 48" long
5. 90° Corner Blocks (16" tall)
Fixed (FX) available in 6" and 8"
Folding (KD) available in 4"–12"
6. 45° Corner Blocks (16" tall)
Fixed (FX) available in 6" and 8"
Folding (KD) available in 6", and 8"
7. Brickledge Blocks and Double Brickledge Blocks (16" tall)
Folding (KD) available in 4"–12"
8. Flat Top Blocks and Double Flat Top Blocks
Fixed (FX) available in 6" and 8"
Folding (KD) available in 4"–12"
9. T-Blocks (16" tall)
Available in 6" to 6" and 8" to 8"
10. Taper Top Blocks and Double Taper Top Blocks (16" tall)
Fixed (FX) available in 6" and 8"
Folding (KD) available in 4"–12"
11. Transition Blocks (16", 12", 8", and 4" tall)
Folding (KD) available in 4"–12"
12. End Caps (with webs)
Available in 6" and 8"



STRONGHOLD SIZING SPECS FOR STRAIGHT AND 90° CORNER BLOCKS



DIMENSIONS FOR CORNER BLOCK



	4" (102 mm)	6" (152 mm)	8" (203 mm)	10" (254 mm)	12" (305 mm)
A	38" (965 mm)	40" (1,016 mm)	42" (1,067 mm)	44" (1,118 mm)	46" (1,168 mm)
B	22" (559 mm)	24" (609 mm)	26" (660 mm)	28" (711 mm)	30" (762 mm)
C	9.5" (241 mm)	11.5" (292 mm)	13.5" (343 mm)	15.5" (393 mm)	17.5" (444 mm)
D	8" (203 mm)	8" (203 mm)	8" (203 mm)	8" (203 mm)	8" (203 mm)

NOTES: FOR TYPICAL BLOCKS

- Block Heights 16" (406 mm).
- Block Lengths 48" (1,219 mm).
- Block Panel Thickness 2.75" (70 mm).
- All blocks are reversible.
- Rebar holders accommodate stacked contact splicing.
- Rebar holders designed to hold horizontal bar up to .75" (20 mm) diameter.
- Furring strips 8" (203 mm) on center.